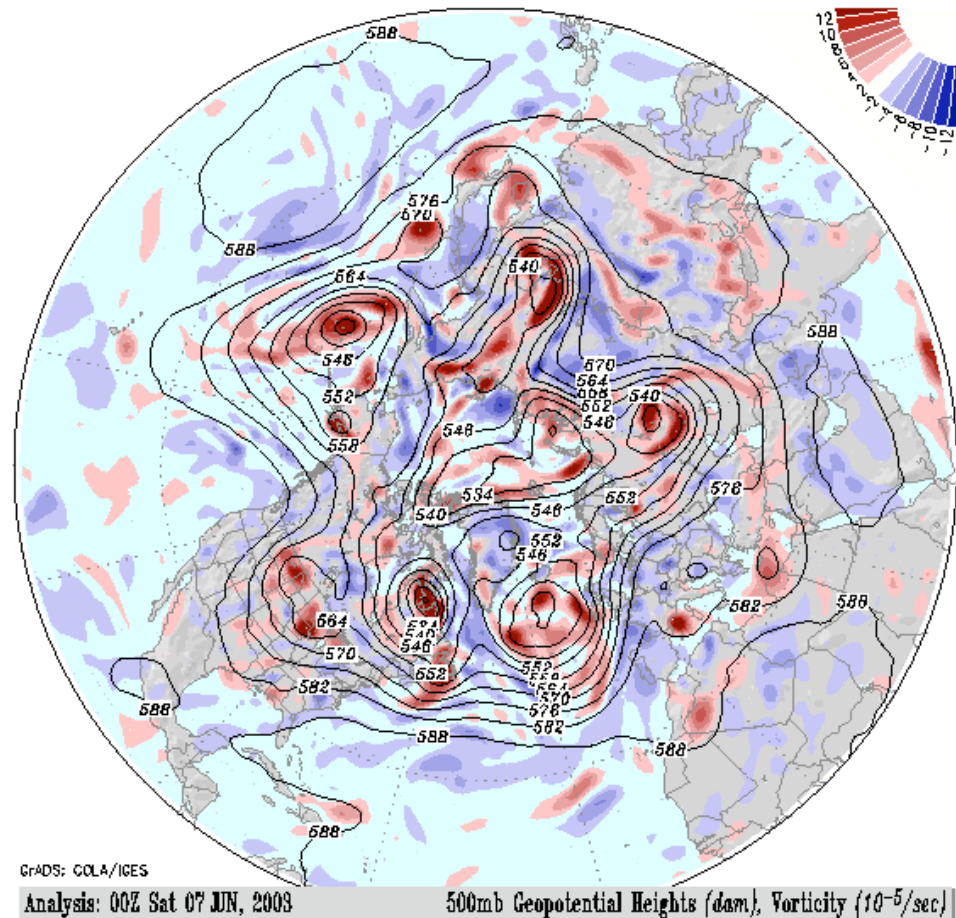


A Uniform PV Framework for Balanced Dynamics

- ▷ vertical structure of the troposphere
- ▷ surface quasigeostrophic models

- ▷ Dave Muraki
Simon Fraser University
- ▷ Greg Hakim
University of Washington
- ▷ Chris Snyder
NCAR Boulder

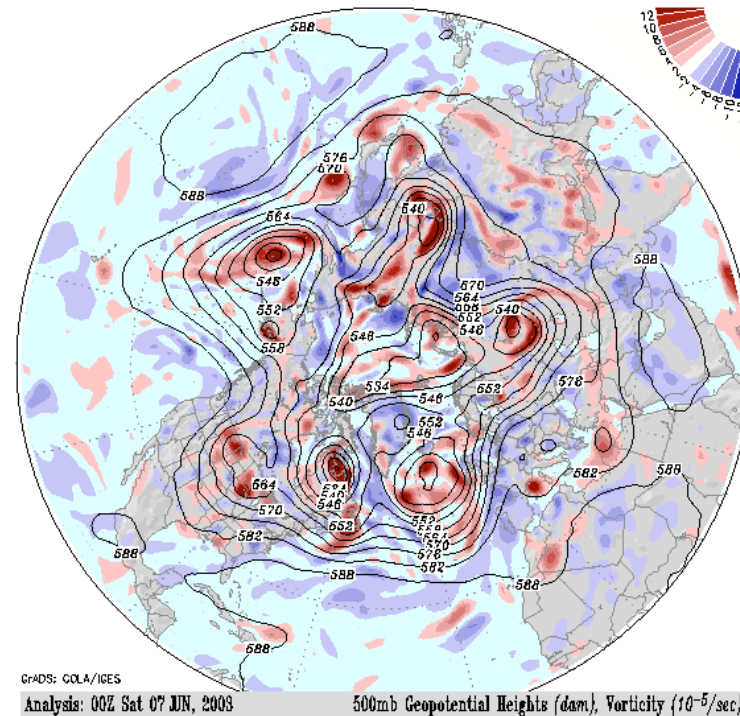
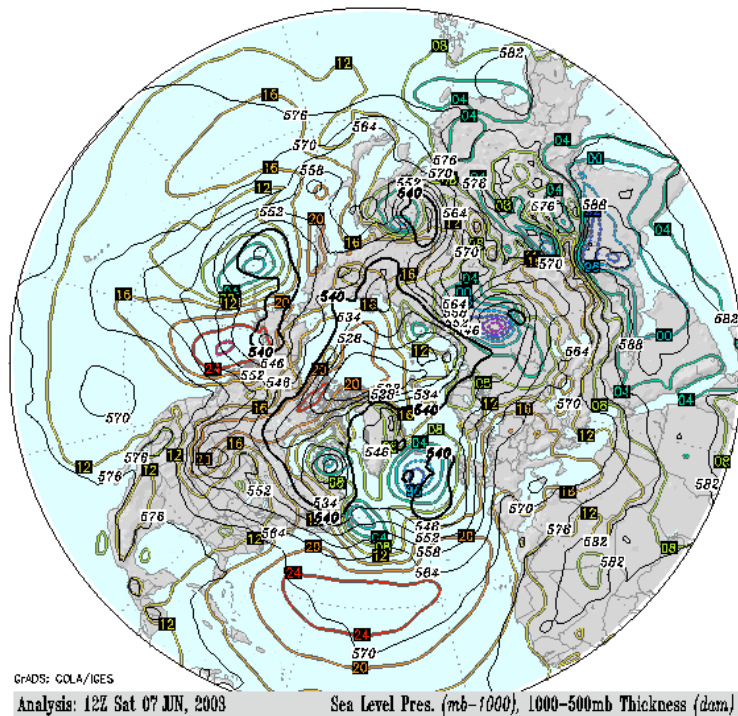


<http://grads.iges.org>

Dynamical Structures of the Troposphere

Two-Dimensional Idealizations

- ▷ 2D barotropic vorticity: rotating dynamics
- ▷ shallow water: balanced and gravity wave dynamics & vertical displacement
- ▷ surface QG: balanced dynamics & uniform PV with vertical structure
- ▷ surface pressure & thickness vis-à-vis 500 hPa vorticity & geopotential

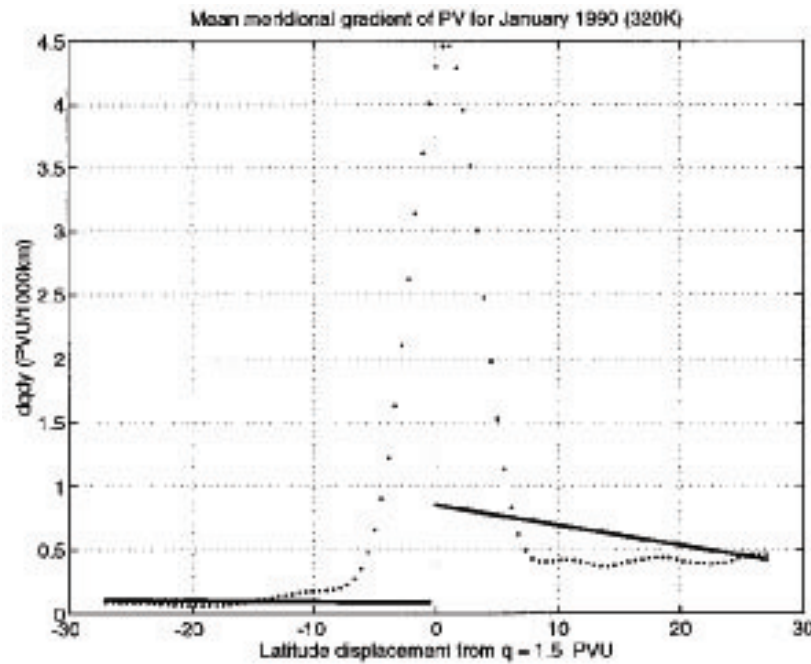


<http://grads.iges.org>

PV Structure of the Lower Atmosphere

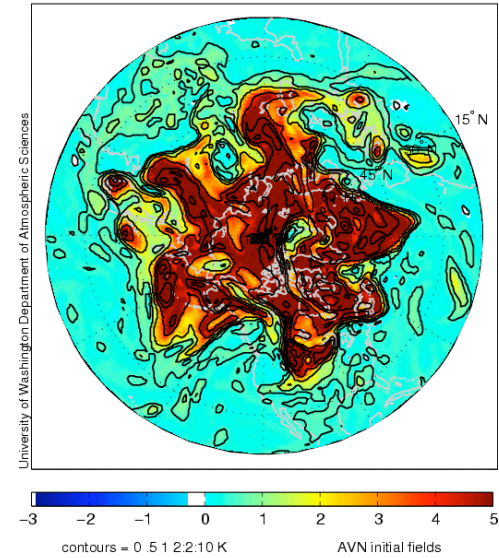
Well-Mixed Troposphere

- ▷ PV gradients are relatively weak in troposphere
- ▷ dominant PV influence from tropopause displacement
- ▷ PV on 330K & 310K surfaces, mean PV gradient

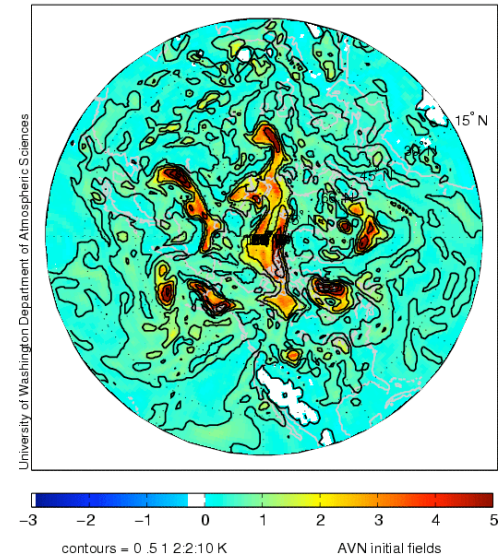


morgan & nielsen-gammon (1999)

PV on 330K 06/07/2003 0000 UTC



PV on 310K 06/07/2003 0000 UTC

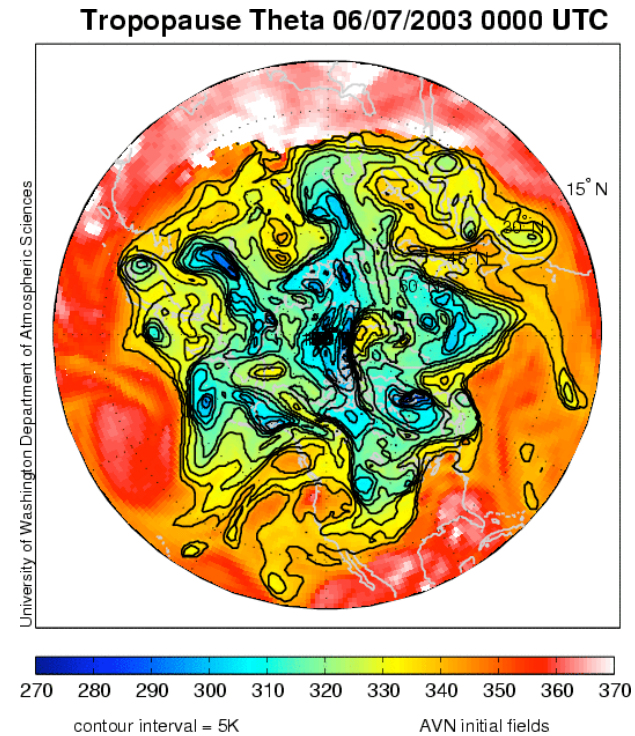
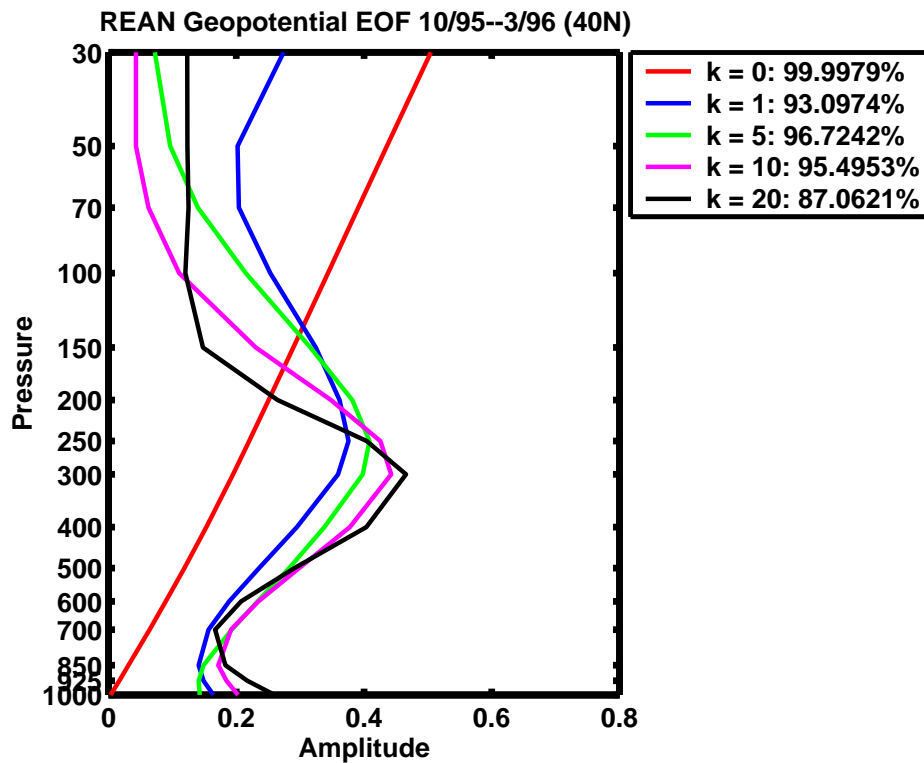


<http://www.atmos.washington.edu/~hakim>

Vertical Structure of the Lower Atmosphere

Upper-Level Disturbances

- ▷ disturbance amplitudes peaked at tropopause level, decrease in troposphere
- ▷ vertical structure of geopotential (zonal fourier amplitudes) at 40°N
- ▷ tropopause map of potential temperature

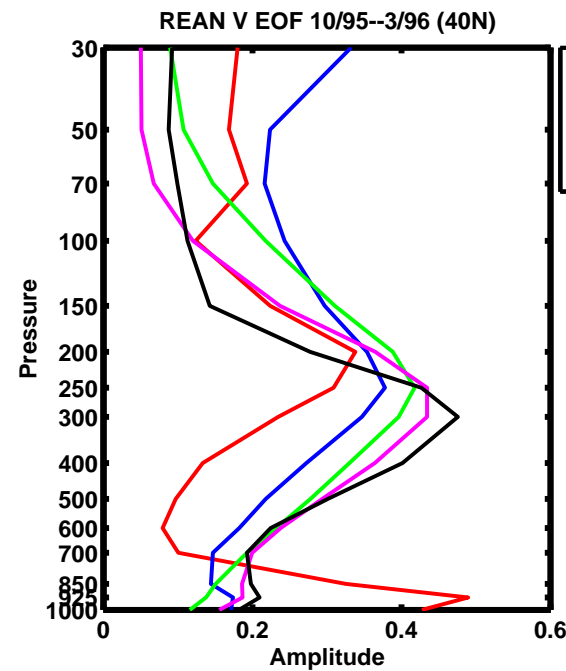
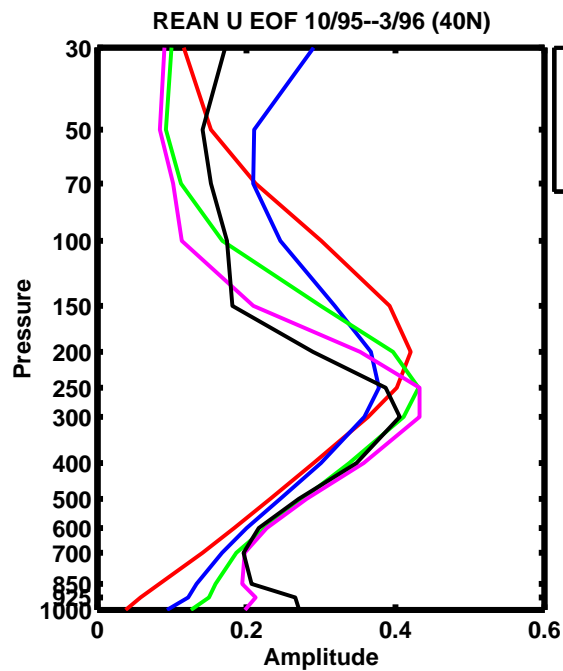


- ▷ tropopause potential temperature as key dynamical variable for simple tropospheric model

Vertical Structure of the Lower Atmosphere II

Upper-Level Disturbances

- ▷ disturbance amplitudes peaked at tropopause level, decrease in troposphere
- ▷ vertical structure of winds (zonal fourier amplitudes) at 40°N

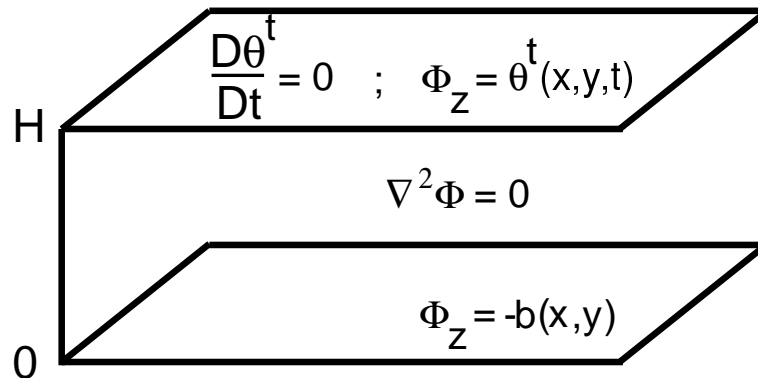


<http://www.atmos.washington.edu/~hakim>

Zero PV Quasigeostrophic Dynamics

Well-Mixed Troposphere $\Rightarrow q \equiv 0$

- ▷ dynamically active, rigid tropopause ($z = H$) & passive, topographic lower surface ($z = 0$)



Surface QG for a Finite Depth Troposphere (HsQG)

- ▷ 3D PV inversion from tropopause & topographic BCs:

$$\nabla^2 \Phi = 0 \quad ; \quad \Phi_z(z = H) = \theta^t(x, y, t) \quad ; \quad \Phi_z(z = 0) = -b(x, y)$$

- ▷ 2D advection of tropopause potential temperature, θ^t :

$$\frac{D\theta^t}{Dt} = \theta^t_t + u^t \theta^t_x + v^t \theta^t_y = 0 \quad ; \quad u^t = -\Phi_y(z = H) \quad ; \quad v^t = \Phi_x(z = H)$$

- ▷ sQG *interface* as model for tropopause: Rivest, et.al. (1992); Juckes (1994)

PV Inversion & Baroclinic/Barotropic Dynamics

Zero PV Fourier Inversion

- ▷ fourier transform of streamfunction ($m = \sqrt{k^2 + l^2}$)

$$\hat{\Phi}(k, l; z, t) = \left\{ \frac{\cosh mz}{m \sinh mH} \right\} \hat{\theta}^t(k, l; t) + \left\{ \frac{\cosh m(z - H)}{m \sinh mH} \right\} \hat{b}(k, l)$$

- ▷ vertical decay away from boundaries
 - small scales are more localized to tropopause/surface ($mH \gg 1$)
 - larger scales extend deeper into troposphere ($mH \ll 1$)

Small & Large-Scale Dynamics

- ▷ fourier transform of tropopause-level streamfunction (w/o topography)

$$\hat{\Phi}^t(x, y; H, t) = \left\{ \frac{\coth mH}{m} \right\} \hat{\theta}^t(k, l; t) \sim \begin{cases} \frac{\hat{\theta}^t}{m} & mH \gg 1 \\ \frac{\hat{\theta}^t/H}{m^2} & mH \ll 1 \end{cases}$$

- small horizontal scales (relative to depth) invert as sQG ($mH \gg 1$)
- larger horizontal scales large invert as barotropic vorticity ($mH \ll 1$)
- ▷ on the large scales, potential temperature gradient ($-\theta^t/H$) evolves as barotropic vorticity ζ

Topographic Flows

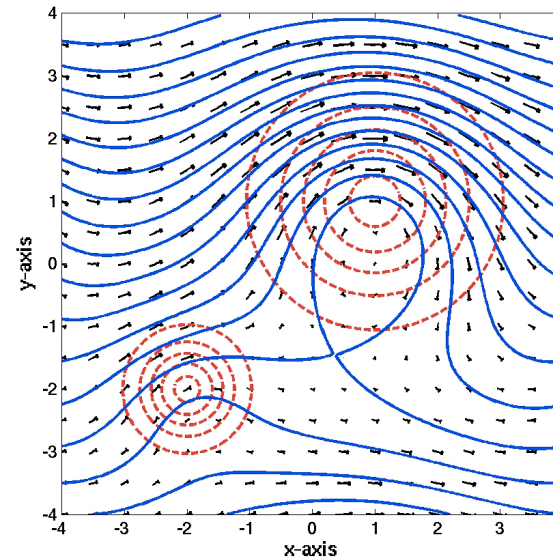
Sloping Bottom Topography ($b = \sigma y$)

- ▷ illustration of dynamic similarity between horizontal PV gradient & sloping bottom
- ▷ streamfunction: Eady shear with simple travelling fourier mode ($m = \sqrt{k^2 + l^2}$)

$$\Phi(x, y, z, t) = -\sigma yz + A \left\{ \frac{\cosh mz}{m \sinh mH} \right\} \cos k(x - ct) \cos ly$$

- ▷ topographic Rossby wave dispersion relation, analogous to Rhines (1970)

$$c = \sigma H \left\{ 1 - \frac{\coth mH}{mH} \right\}$$



Flow over Bottom Topography

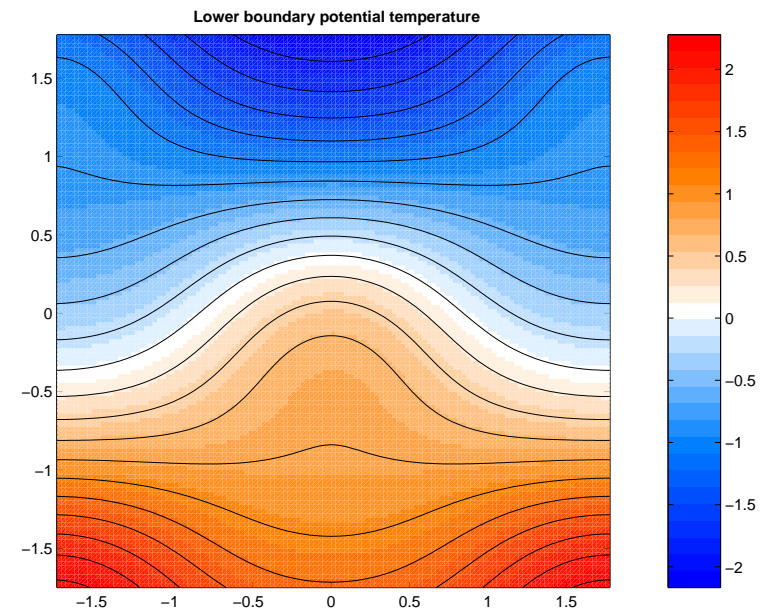
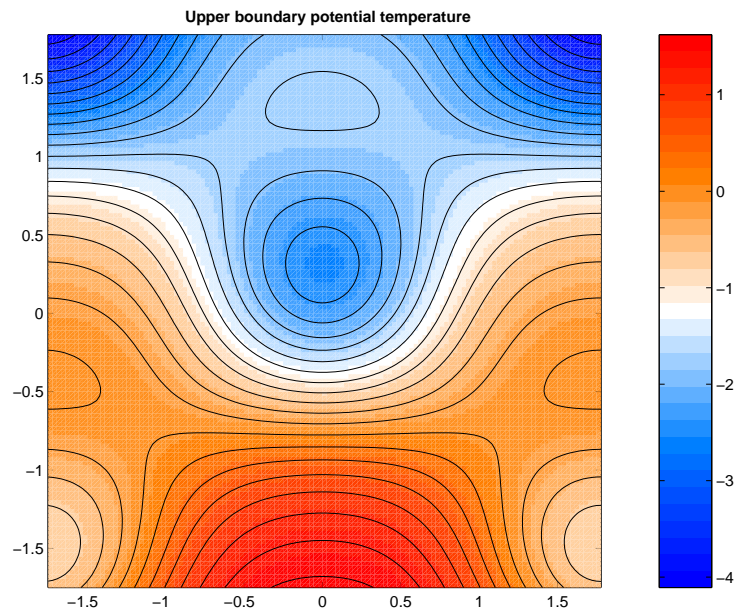
- ▷ tropopause streamfunction for gaussian topography, $b = e^{-\alpha r^2}$

$$\Phi(x, y, H, t) = -U^\infty y - \int_0^\infty \frac{J_0(mr)}{\sinh mH} \frac{e^{-m^2/4\alpha}}{2\alpha} dm$$

Two-Surface Edge Wave

Finite Rossby Number Corrections

- ▷ nonlinear edge wave solution with simple Eady shear, correct to $O(\mathcal{R})$
- ▷ square wave $k = l = 1$, vertical mode number $m = \sqrt{k^2 + l^2} = 2.5$
- ▷ beyond short-wave stability criterion: $m > m_c \approx 2.399$
- ▷ upper-level cyclone asymmetry for $\mathcal{R} = 0.1$
- ▷ nonlinear wavespeed same as neutral linear edge waves



Free-Surface Dynamics

Uniform PV Inversion (in progress, R Tulloch)

- ▷ moving free-surface at $z = \mathcal{R}h(x, y; t)$
- ▷ total surface potential temperature, $\theta^s(x, y; t) = h(x, y; t) + \theta(x, y, \mathcal{R}h(x, t; t), t)$
- ▷ surface BCs: kinematic conditions with continuity of potential temperature and pressure
- ▷ Fourier solution of the 3D streamfunction ($m = \sqrt{k^2 + l^2}$)

$$\Phi(x, y, z; t) = \int_{-\infty}^{+\infty} \hat{\theta}^s(k, l; t) \left\{ \frac{1}{m + \sigma^{-1}} \right\} e^{i(kx+ly)} dk dl$$

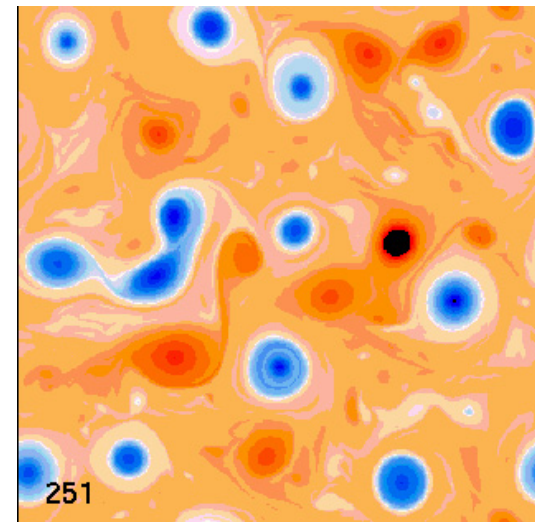
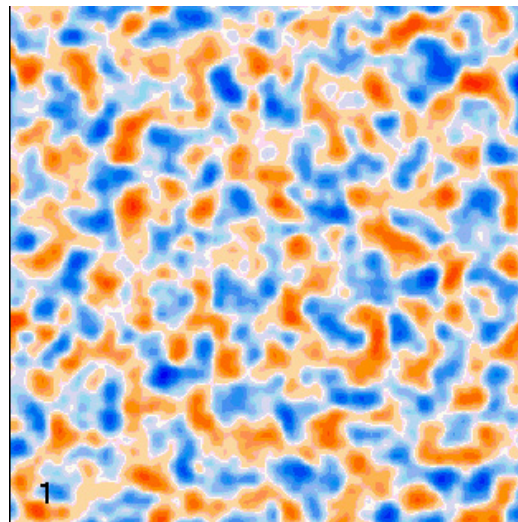

→ surface value of potential temperature is $-\sigma$

- ▷ freely decaying vortex organizations

sQG⁺¹ ←

← random IVs →

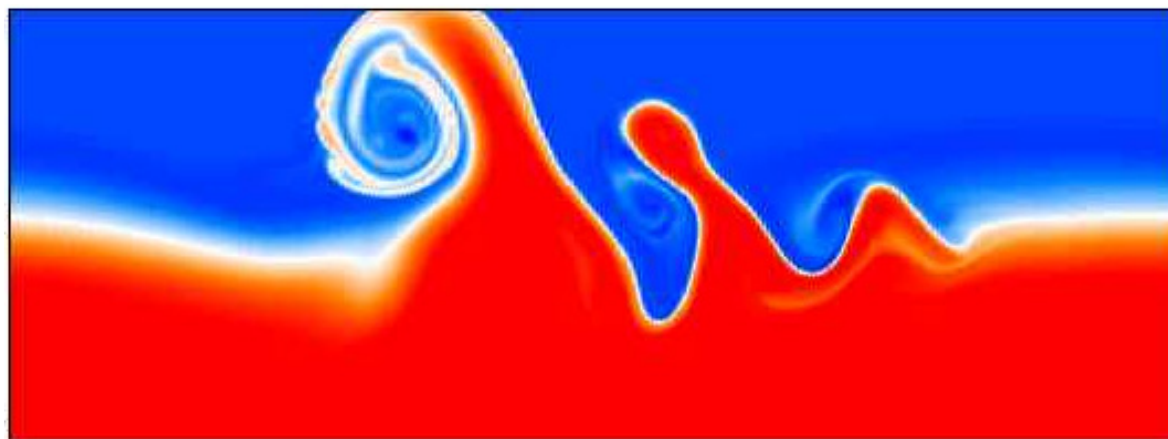

→ fsQG⁺¹



Baroclinic Instability

2sQG⁺¹: Downstream Development

- ▷ tropopause baroclinic wave



Uniform PV Thinking

Dynamics of Uniform PV Layers

- ▷ significant part of tropospheric dynamics are strongly influenced by tropopause & ground
- ▷ simple formulation for understanding rotating, stratified flows dominated by surfaces/boundaries
- ▷ surface dynamics embeds large & small-scale limits:
 - large-scale barotropic vorticity dynamics
 - small-scale surface-trapped dynamics
- ▷ moving interface formulations:
 - free-surface dynamics, as a continuously-stratified shallow-water analog
 - tropopause dynamics

Computational Efficiency of sQG Fourier Inversion

- ▷ resolution of vertical structure is exact for given horizontal discretization
- ▷ only 2D FFTs required to evolve 3D tropospheric flow
- ▷ finite Rossby number corrections also computed with 2D efficiencies

QG+ Reformulation

Exact Reformulation of PE

- ▷ three-potential representation: Φ, F, G

$$v = \Phi_x - G_z$$

$$-u = \Phi_y + F_z$$

$$\theta = \Phi_z + G_x - F_y$$

$$\mathcal{R} w = F_x + G_y$$

- ▷ potential inversions

$$\nabla^2 \Phi = q - \mathcal{R} \left\{ \nabla \cdot \left[\theta (\nabla \times \bar{\mathbf{u}}_H) \right] \right\}$$

$$\nabla^2 F = \mathcal{R} \left\{ - \left(\frac{D\theta}{Dt} \right)_x + \left(\frac{Dv}{Dt} \right)_z \right\}$$

$$\nabla^2 G = \mathcal{R} \left\{ - \left(\frac{D\theta}{Dt} \right)_y - \left(\frac{Du}{Dt} \right)_z \right\}$$

- ▷ surface boundary conditions

$$\mathcal{R} w^s = (F_x + G_y)^s \quad ; \quad \theta^t = (\Phi_z + G_x - F_y)^s$$

- ▷ advection dynamics (interior & surface)

$$\frac{Dq}{Dt} = 0 \quad ; \quad \frac{D\theta^t}{Dt} + w^s = 0$$